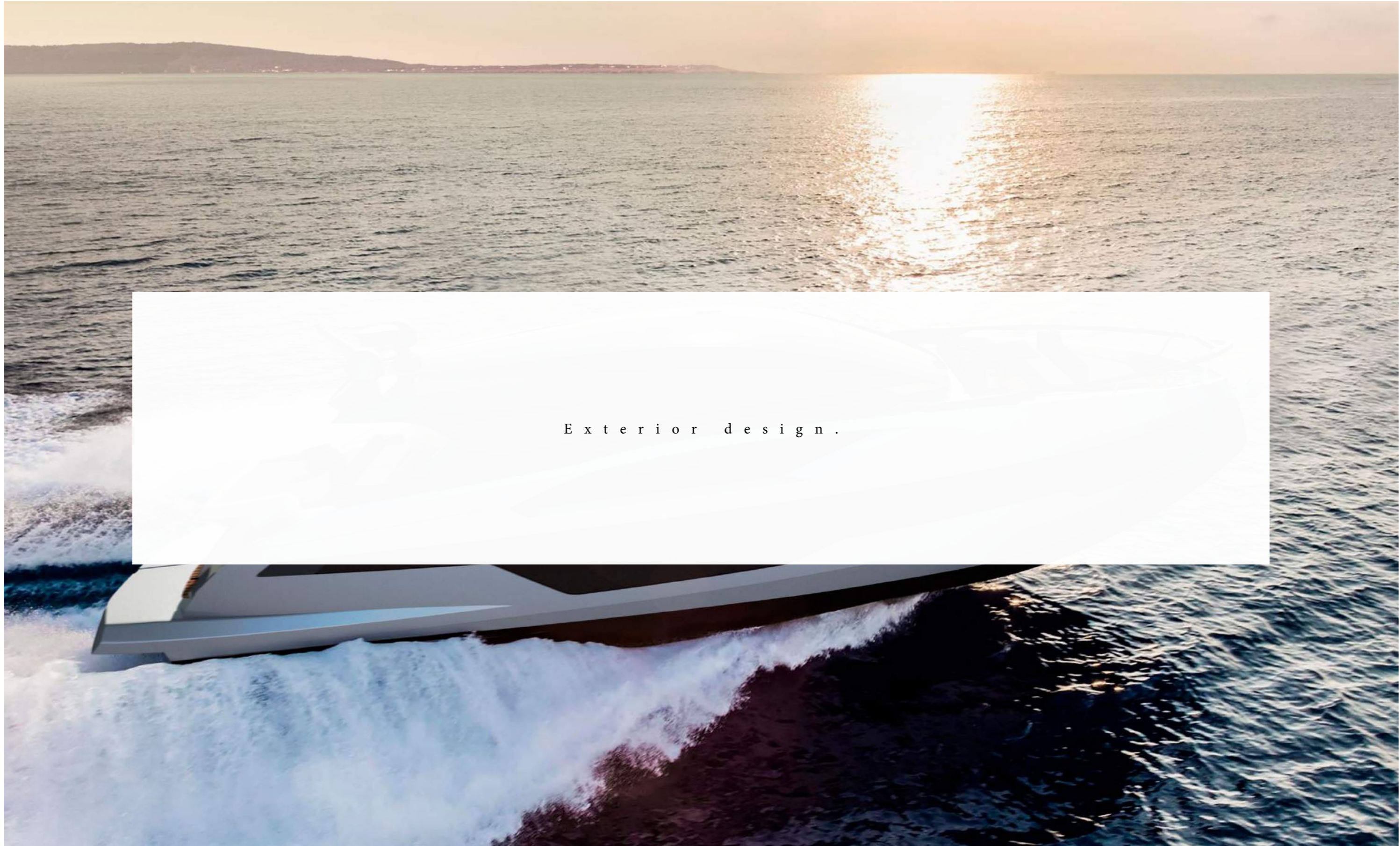



ASTONDOA





Exterior design.



















A v a n t g a r d e .

The 677 is the result of the blend of the new contemporary design, style and "color & trim" with our craftsmen's timeless knowledge. That makes our yacht unique, beautiful, practical and finished flawlessly, where **every detail counts**.







L a y o u t



Preliminary Project Technical Specification.

Dimensiones principales		Main Sizes	
Esloza total (L.O.A.)	Length overall (L.O.A.)		19,34m
Esloza de casco (L.H.)	Hull Length (L.H.)		17,38 m
Manga máxima	Maximun Beam		5,04 m
Calado máxima	Maximun Draft		1 m
Motorización		Engines	
Estandar	Standard		Por confirmar
Opcional	Optional		Por confirmar
Características		Characteristics	
Tipo de casco	Hull type		V shape
Cabinas	Cabins		3 + 1
Construcción	Building material		GRP
Capacidades		Capability	
Capacidad combustible	Fuel capacity		3200 lts
Capacidad agua	Water capacity		700 lts

*Diseño final y datos tecnicos orientativos con posibilidad de cambios // Final design and technical data are subject to change.

Option A



Option B



677 III COUPE

